


































## Knobs, Handles & Co.

Knobs, Handles & Co. consist of loose crystals and forward-integrated products. They are ideal for use in the interior segment, for example for bathroom applications or furniture. The articles offered are divided into four categories: Centerparts, Balls, Lever Handles, and Forward-integrated Articles. All of these products come in a large variety of shapes and can be easily applied by gluing and/or screwing.



# Knobs, Handles & Co


## SUMMARY

1	2	3		1	2	3	
			<b>7100</b> 20, 30, 40, 50, 60 mm				<b>7322</b> 50 mm
			<b>7110</b> 30, 40, 50 mm				<b>7323</b> 48 mm
			<b>7120</b> 14, 20, 30, 40, 50 mm				
			<b>7130</b> 50 mm				
			<b>7155</b> 30 mm				
			<b>7160</b> 300 mm				
			<b>7165</b> 14 mm				
			<b>7300</b> 16 mm				
			<b>7301</b> 56 mm				
			<b>7302</b> 56 mm				
			<b>7303</b> 60 mm				
			<b>7307</b> 61 mm				
			<b>7312</b> 50 mm				

1 Top view/Threaded view 2 Side view/Hole view 3 Back view

• The logo position is marked with a red dot.

7100 Ball



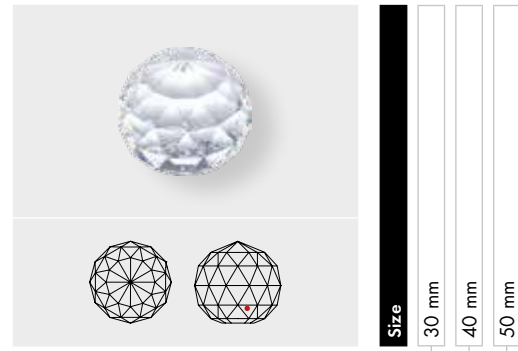
**Crystal**

- Crystal CAL VZ SI (001 CAL VZ SI)

**Size**

- 20 mm
- 30 mm
- 40 mm
- 50 mm
- 60 mm

7110 3/4 Ball




**Crystal**

- Crystal CAL VZ SI (001 CAL VZ SI)

**Size**

- 30 mm
- 40 mm
- 50 mm

7120 Half Ball Classic Cut



**Crystal**

- Crystal CAL (001 CAL SI)
- Crystal CAL V SI (001 CAL V SI)

**Colors**

**Plain Colors**

- Jet (280)

**Size**

- 14 mm
- 20 mm
- 30 mm
- 40 mm
- 50 mm

7130 Half Ball With Hole



**Crystal**

- Crystal CAL V SI (001 CAL V SI)

**Size**

- 50 mm

• The logo position is marked with a red dot.

7155 Globe Handle




<b>Size</b>	300 mm
<b>Color of Casing</b>	081 Gold 082 Silver

**Crystal**

Crystal CAL VZ SI (001 CAL VZ SI)

7160 Tube Handle



<b>Size</b>	300 mm
<b>Color of Casing</b>	081 Gold 082 Silver

**Crystal**

Crystal (001)

7165 Inlay



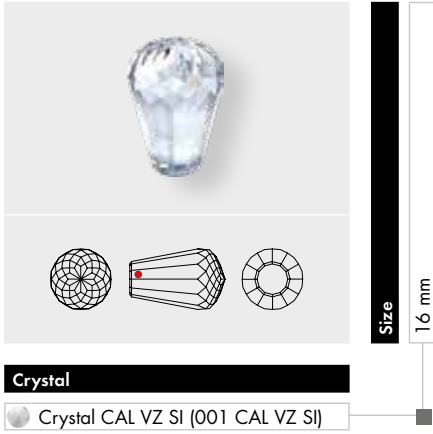
<b>Size</b>	14 mm
<b>Color of Casing</b>	082 Silver

**Crystal**

Crystal CAL V SI (001 CAL V SI)

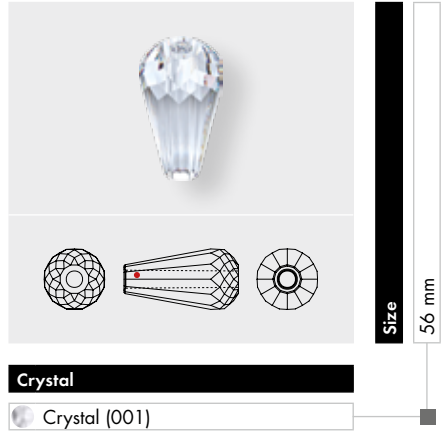
• The logo position is marked with a red dot.

7300 Pin



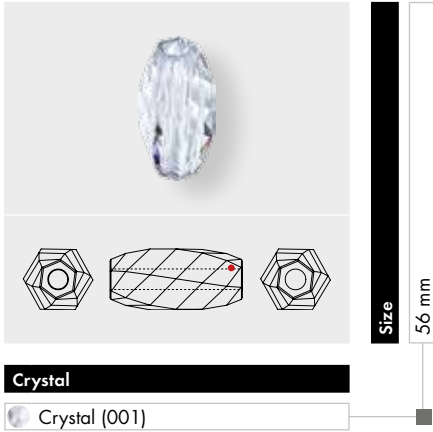
Crystal  
 Crystal CAL VZ SI (001 CAL VZ SI)

7301 Classic Lever Handle



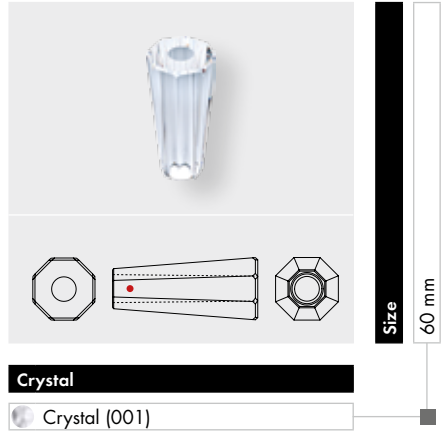
Crystal  
 Crystal (001)

7302 Spiral



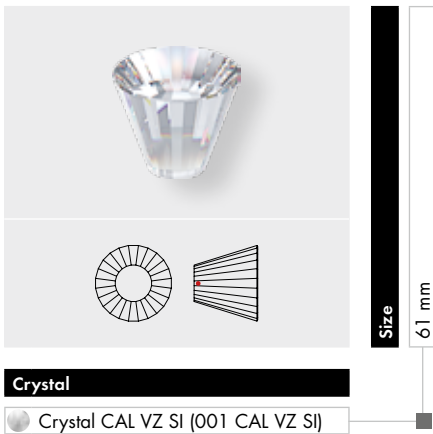
Crystal  
 Crystal (001)

7303 Spectrum



Crystal  
 Crystal (001)

7307 Radiance Handle



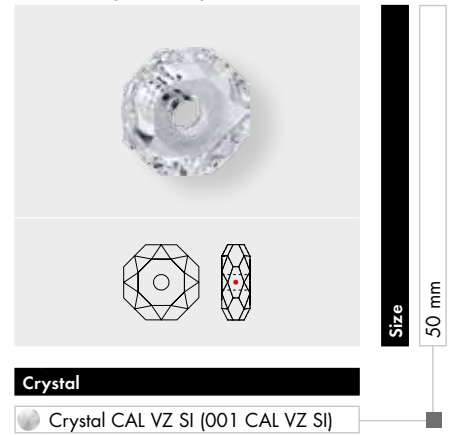
Crystal  
 Crystal CAL VZ SI (001 CAL VZ SI)

• The logo position is marked with a red dot.

7312 Round Centerpart



7322 Ring Centerpart small hole



7323 Ring Centerpart big hole

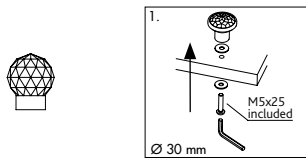


• The logo position is marked with a red dot.

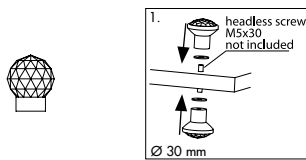


**GLOBE HANDLE**

single-sided assembly

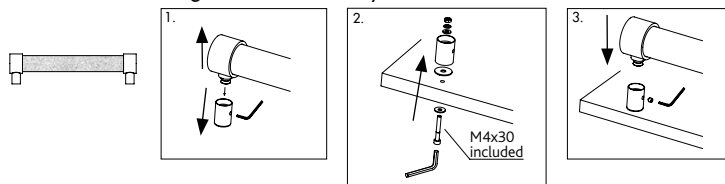


double-sided assembly

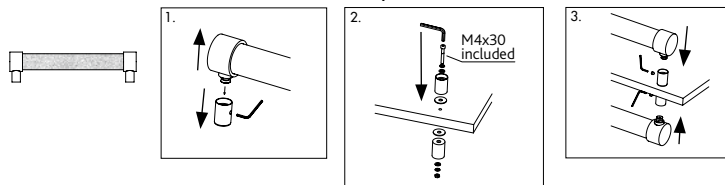


**CRYSTAL TUBE HANDLE**

single-sided assembly



double-sided assembly



**Sequence:**

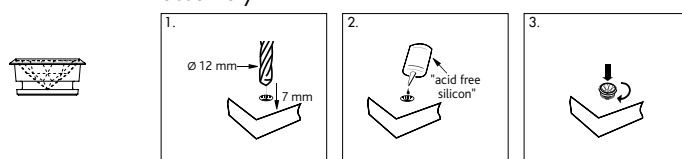
1. In the first step each mounting part is attached to the desired material (e.g. wood doors etc.).
2. Afterwards, Globe Handle/Tube Handle can be applied to the previously attached mounting parts using the supplied headless screw.

**Note:**

- For fragile materials, such as glass, mirrors etc., it is advisable to use the plastic washers provided.
- All enclosed mounting screws are designed for a wall thickness of a maximum of 16 mm.

**CRYSTAL INLAYS**

assembly



## PRODUCT DETAILS

Article Size	Packing Unit = Minimum Order Quantity in Pieces	Average Net Weight in Gram per Packing Unit Crystal (001)	Average Gross Weight in Gram per Packing Unit Crystal (001)
<b>7100</b>			
20 mm	144	1,609.1	2,023.2
30 mm	48	1,774.3	2,281.5
40 mm	40	3,696.5	4,026.5
50 mm	12	1,954.9	2,236.9
60 mm	5	1,280.5	1,700.2
<b>7110</b>			
30 mm	48	1,521.9	1,876.8
40 mm	40	3,253.1	3,480.1
50 mm	12	1,924.3	2,254.6
<b>7120</b>			
14 mm	560	997.0	1,452.0
20 mm	300	1,615.1	2,057.1
30 mm	120	2,140.7	1,962.8
40 mm	60	2,669.0	3,111.0
50 mm	24	1,943.2	2,247.2
<b>7130</b>			
50 mm	24	1,711.3	1,997.3
<b>7155</b>			
30 mm	5	281.1	676.1
<b>7160</b>			
300 mm	1	950.0	1,050.0
<b>7165</b>			
14 mm	24	93.4	110.7
<b>7300</b>			
16 mm	192	1,627.8	2,001.8
<b>7301</b>			
56 mm	30	1,475.2	1,753.2
<b>7302</b>			
56 mm	45	2,447.8	2,684.8
<b>7303</b>			
60 mm	30	1,350.6	1,684.6
<b>7307</b>			
61 mm	5	1,189.5	1,471.5
<b>7312</b>			
50 mm	12	1,651.2	2,013.6
<b>7322</b>			
50 mm	36	2,951.4	3,150.3
<b>7323</b>			
48 mm	36	1,736.7	2,088.3